
**21st Century Barriers
to Women's
Entrepreneurship:
State of Washington
Edition**

Majority Report of the
U.S. Senate Committee
on Small Business and
Entrepreneurship

Maria Cantwell
Chairwoman

August 20, 2014



KEY FINDINGS AND NEXT STEPS

Women entrepreneurs still face challenges getting fair access to capital. Only 4 percent of the total dollar value of all small business loans goes to women entrepreneurs. Nationwide, women received 13 percent of the total dollar value of SBA loans in Fiscal Year 2013. **In Washington state, women received only 11 percent.** The report proposes expanding microloans and makes SBA's Intermediary Loan Program permanent to provide more capital to women entrepreneurs.

Women entrepreneurs still face challenges getting equal access to federal contracts. The U.S. Government has never met its goal of awarding 5 percent of federal contracts to women-owned small business, achieving at best 4.32 percent in Fiscal Year 2013. If it did, nationally, women-owned businesses would have access to additional marketplace opportunities worth around \$5 billion each year. **In Washington state, women receive an even smaller percentage of contracts than the national average, receiving 1.67 percent in Fiscal Year 2013. This translates to \$313 million in lost federal contracting opportunities.** The report proposes changing federal law to give women-owned businesses the opportunity to win sole source federal contracts.

Women entrepreneurs still face challenges getting relevant business training and counseling. Although Women's Business Centers are in nearly all 50 states – **with three Centers in Washington state** – and these centers successfully provide specialized business training and counseling to women business owners, the program has not been re-authorized since the 1990s and funding has remained flat during that entire time. The report proposes reauthorizing and increasing funding for the centers to provide adequate business training and counseling to women entrepreneurs, especially low income women.

EXECUTIVE SUMMARY

It has been twenty-six years since the enactment of the Women's Business Ownership Act of 1988 (Pub. L. 100-533). **This landmark legislation helped women's business ownership grow in Washington state from 90,285 women-owned businesses in 1987 to 172,100 in 2013. Today, women-owned firms represent 28.7 percent of all small businesses in Washington state.**

Nonetheless, women entrepreneurs have not achieved their full potential – largely due to obstacles they have faced for more than three decades. This report details those challenges in three specific areas: access to capital, access to federal contracting, and access to business training and counseling.

Findings

In the 21st Century, women entrepreneurs still face a glass ceiling. While women-owned firms are the fastest-growing segment of businesses, and many succeed, women must overcome certain barriers their male counterparts do not face.

In the area of capital, studies find that women do not get sufficient access to loans and venture investment. Women receive only 16 percent of conventional small business loans and 13 percent of the total dollar value of SBA loans, even though they represent 30 percent of all companies. If women received SBA loans in proportion with that business presence (30 percent), they would receive \$3.9 billion more in SBA loans. **In Washington state, women received 11 percent of the total dollar value of SBA loans in Fiscal Year 2013. If Washington state women received the same as the national average – only 2 percent more – they would receive \$13 million more in SBA loans.**

Of conventional small business loans, women only account for 4.4 percent of total dollar value of loans from all sources. In other words,

just \$1 of every \$23 in conventional small business loans goes to a woman-owned business. This report proposes expanding microloans and making permanent the SBA's Intermediary Loan Program to provide more capital to women entrepreneurs.

The challenge is not limited to conventional loans: women receive just 7 percent of venture funds – and the percentage of female venture capitalists has actually declined from previous years.¹

The findings on the low percentages of capital and credit that go to women-owned firms paint a discouraging picture and underscore the need for updated data to better track where inequities lie and how to address them.

Accurate and current data is critical for documenting problems, targeting our resources, and validating trends. The most recent government data available is outdated and comes from the 2003 Survey of Small Business Finances and the 2007 U.S. Census Survey of Business Owners, both of which were conducted before the recent financial crisis.

Studies find that women entrepreneurs still do not have equal access to government contracts, holding back the potential of women-owned businesses. It has been twenty years since Congress established a 5 percent federal contracting goal for women-owned small businesses, and that goal has never once been met. The Women-Owned Small Business (WOSB) Procurement Program was established by Congress in 2000 in an effort to increase federal opportunities for women. At that time, the highest portion of contracts received by women nationwide was only 2.47 percent. **In Washington state, the achievement in 2000 was much lower: slightly more than three-quarters of one percent.**

Today, the WOSB Procurement Program remains the only major small business contracting program that lacks sole source authority – a tool that allows agencies to more easily and efficiently award

contracts to other historically disadvantaged groups. The lack of sole source authority has contributed to the continued inability of the WOSB Procurement Program to measurably assist government agencies in meeting the 1994 congressionally established government-wide goal of awarding 5 percent of federal contract dollars to women-owned small businesses.

In Fiscal Year 2013, the national achievement for awards to women-owned small businesses was 4.32 percent, and Washington state’s achievement was the lowest since 2005, at 1.67 percent. The inability to achieve the 5 percent goal means that women business owners miss out on an average of almost \$5.3 billion in government contracts annually. **In Washington state, not reaching this goal means that women miss out on an average of \$188 million in contracting opportunities each year. In Fiscal Year 2013 alone, they missed out on \$313 million.**

Studies find that women face challenges getting access to relevant and sufficient specialized business training and counseling, which is important for business growth. According to the SBA, in Fiscal Year 2013, Women’s Business Centers (WBCs) provided business training and counseling to approximately 1,300 entrepreneurs each – with 80 percent of those clients reporting to have found the assistance “useful or very useful.”

Washington state is home to three Women’s Business Centers: the Washington Women’s Business Center at Community Capital Development located in Seattle; the Washington Center for Women in Business at Thurston County Economic Development Council located in Lacey; and the Women’s Business Center, Inland Northwest at SNAP Financial Access in Spokane. The center in Seattle counseled 322 clients and trained 1,219 clients in Fiscal Year 2013. The centers in Lacey and Spokane began operating in 2014. Despite the success of these centers and those across the country, Congress has not

reauthorized the WBC program since the Women’s Business Centers Sustainability Act of 1999 (Pub. L. 106-165).

Women’s Business Centers around the country have been hamstrung by funding uncertainty and a 1990s-era law in need of 21st Century modernization. Women entrepreneurs would benefit if the program were reauthorized by Congress. By helping women-owned businesses start, succeed, and grow, we help the economy and create jobs.

Critical Next Steps

These findings demonstrate the challenges that women-owned firms face. **Of note, women-owned small businesses in Washington state face a larger gender gap than women nationwide in access to capital and federal contracting.**

Policymakers must confront these challenges head-on. Critical next steps for Congress should include:

- Modernizing and improving the SBA Microloan Program to reach borrowers needing capital of up to \$50,000, and reauthorizing the Intermediary Lending Program to allow more women to obtain capital between \$50,000 and \$200,000, when they have outgrown the microloan program but are not yet ready for SBA’s other loan programs or traditional credit.
- Enacting legislation to allow sole source contracts to be awarded to women-owned small businesses through the WOSB Procurement Program, and accelerating the due date for SBA’s disparity study to improve contracting opportunities for women owners.
- Modernizing the Women’s Business Center program by increasing program funding and changing grant award ceilings to help keep up with demand and the needs of existing and potential women entrepreneurs, particularly in socially and economically disadvantaged areas.

THE STATE OF WOMEN'S BUSINESS OWNERSHIP TODAY

The state of women's business ownership today may be best characterized as "everywhere and nowhere." In other words, while women entrepreneurs have achieved modest gains in our economy, major gaps and inequalities persist that threaten those gains.

To be clear – it is not all bad news. **The Committee identified that in Washington state:**

- **Women-owned firms represent 28.7 percent of all businesses, which is roughly equivalent to the national level (28.8 percent).²**
- **The number of women-owned business is expanding at a rate that far outpaces the growth nationally. In Washington state, from 1987 to 2013 the number of women-owned firms nearly doubled, from 90,285³ to 172,100⁴; nationwide, the number of women-owned firms increased by 59 percent, from 5.4 million⁵ to 8.6 million.⁶**
- **Since the 1970s, receipts generated by women-owned firms have grown faster than they have nationwide – although across the board, the economic impact of women-owned businesses has expanded dramatically. In Washington state, receipts from women-owned businesses grew by 194 times, from \$134 million in 1972 to \$23 billion in 2007; nationwide, receipts increased by 148 times during this time, from \$8.1 billion to \$1.2 trillion.⁷**

These statistics show that women-owned businesses are critical to the economies of the United States and Washington state. This is especially notable when one considers how women-owned businesses have recovered economically after the collapse of our financial markets in 2008. Women-owned businesses in the United

States have emerged from the recent recession as second only to publicly traded companies in terms of job growth, with 274,000 net new jobs since 2007. **In Washington state, women-owned firms have expanded employment by nearly 3 percent since 2007, meaning more than 5,000 new jobs.**⁸

A study in 2009 noted that women-owned companies had an economic impact of nearly \$3 trillion, which translates into creating/maintaining 23 million jobs – or 16 percent of all jobs in America.⁹

From 1972 to 2007, the number of people employed by women-owned businesses nationwide increased by more than 32 times – from 230,049 to 7,573,011, and revenue generated by women-owned businesses grew by more than 146 times – from \$8.1 million to \$1.2 trillion.¹⁰

For Washington state, the impact of women-owned firms on the state’s economy is equally significant. From 1972 to 2013, the number of people employed by women-owned firms grew by more than 33 times – from 4,577 to 153,200. Revenues of women-owned firms increased during that same time period by almost 200 times – from \$134 million to \$26 billion.¹¹

Not only are women-owned businesses critical to job creation, but they also are an effective source of wealth creation for women, especially microenterprises (usually defined as having fewer than five employees). The Association for Enterprise Opportunity (AEO), which represents the microbusiness and the microfinance industries in the United States, found in its 2013 *Bigger Than You Think* report that microbusiness entrepreneurship is a game changer for women.

According to the report, women own nearly one third of all microbusinesses in the U.S., and in 2010, the median income for households headed by women with a microbusiness owner or

employee was significantly more than similar households without microbusiness involvement.¹²

As of 2011, AEO has identified 26,468,668 microenterprises in the nation, and 505,911 in Washington state. Of these companies, AEO estimates that 167,000 are women-owned. These numbers are consistent with national data.¹³

Despite this good news, troubling data exists that shows women-owned businesses still face significant hardships in our current economy. Further, we are missing the full picture of the challenges facing women entrepreneurs, as incomplete data clouds efforts to improve the situation.

U.S. Census data from the 2007 Survey of Business Owners remains the last substantial government-sponsored research and widespread data collection on women's business. An updated survey, covering 2012, is tentatively slated to be released in June 2015. The long lead time of the update cycle makes it difficult to fully evaluate the state of women's business ownership today – especially in light of the 2008 financial collapse.

For this reason, non-government organizations have made collecting data on women's entrepreneurship a priority. This data covers a variety of issues facing women entrepreneurs today, including special challenges facing young women with a desire for entrepreneurship, information on microbusinesses, special challenges facing women entrepreneurs of color, and the economic impact of women business owners, including employment. However, without any official, regularly updated sources of data from the federal government, policy makers lack sufficient information necessary to respond to and develop policies that best serve the shifting needs of women entrepreneurs in the 21st Century.

Even with the deficiencies in data, it is clear there are great challenges confronting women entrepreneurs. And those challenges, sadly, are very similar to the challenges they have faced for years. This report examines three of the biggest challenges facing women entrepreneurs – access to capital, access to federal contracting, and access to business training and counseling – and provides recommendations for policies to address them.

ACCESS TO CAPITAL: SIMPLY NOT ENOUGH TO GO AROUND

Findings

As the saying goes, you can't measure what you don't count. Much of our understanding of women's business ownership before the early 1970s remains unclear due to poor historical records. In 1972, the U.S. Census Bureau collected the first nationally representative data on women's business ownership. **According to this data, there were only 7,122 women-owned firms operating in Washington state, and 402,025 women-owned companies in the entire United States.**¹⁴

In the early 1970s, lenders would categorize and assign numerical scores to factors including income, gender, age, and personal history, and a variety of factors not related to the ability to repay, such as gender and age. Conventional "credit scoring" practices, meant to simplify credit analysis for loan officers, inherently incorporated predetermined bias, making it difficult for women to obtain conventional loans.¹⁵ In fact, some lenders would even discount the wages of working women applying for mortgages, even when the woman was the primary breadwinner.¹⁶

Further constraining, SBA-backed loans in the 1960s and 1970s were larger in size, often more than what most women needed to start a business. In many ways, this made SBA loans an unrealistic option. Without access to smaller loans, women often relied on personal savings, loans from friends, or credit cards to finance their businesses.

These challenges of discriminatory credit scoring and wrong-sized loans helped build a strong case to Congress about the need to improve access to capital. Women's groups, including the National Organization for Women, the Women's Equity Action League, and the National Women's Political Caucus, publicized the issue and

brought in women to testify before Congress on discriminatory lending practices.¹⁷

In response, Congress passed the Equal Credit Opportunity Act (ECOA) of 1974 (Pub. L. 93-495), which prohibited discrimination based on gender and marital status.¹⁸ The ECOA was later amended in 1976 to include race, religion, ethnicity, and other factors.¹⁹ Although concrete data is sparse, some studies have found that the ECOA had a positive impact on women's ability to obtain loans.²⁰

With momentum growing for further parity for women over the following decade, Congress passed the Women's Business Ownership Act of 1988 (Pub. L. 100-533), which eliminated state laws requiring women to obtain the signature of a husband or other man as a prerequisite for a business loan,²¹ and required the first federal government reporting on contracting with women-owned companies.²² By 1992, the number of women-owned businesses had already increased to 6.4 million, fueled in part by the 1988 law.²³

The Women's Business Ownership Act of 1988 also authorized the SBA to establish a certified loan program for lenders for small business loans of \$50,000 or less – an amount frequently sought by women entrepreneurs – by permitting lenders to use their own forms without regard to SBA paperwork, incentivized by the retention of one-half of the loan guarantee fee.

More recently, Congress has focused on improving and expanding SBA-backed small business lending programs. Women are three to five times more likely to be approved for an SBA-backed loan than a traditional loan.²⁴ **Unfortunately, while women nationally receive 13 percent of SBA loans even though they represent 30 percent of all companies, in Washington state, women receive only 11 percent of SBA loans, fewer than the national average.**

Jessie Rymph and Marnee Chua, Ellie's Coworking + Childcare
Seattle, Washington

Ellie's Coworking + Childcare is a business concept for working women with infants and toddlers: a shared office space with onsite childcare. The goal is to allow women to continue to work after childbirth with childcare they can afford, during the hours that work best for their family. This highly desirable model will help strengthen opportunities for women in the workforce. The alternative high cost of childcare centers, coupled with the often inflexible hours of the traditional work environment, tends to push working mothers out of their jobs.

In starting the business, Jessie Rymph and Marnee Chua, the two founders of Ellie's, discovered that start-up funding is heavily biased towards men's companies and have frequently felt dismissed by investors for providing "an unnecessary service when women can just stay at home." Unfortunately, the playing field for women in business is still not level and we need places like the Washington Women's Business Center to provide expertise, funding and resources that support women in business.

Of all SBA programs, women-owned firms do extremely well proportionally in its microloan program. According to an estimate by the Urban Institute, women receive only 16 percent of conventional small business loans. This amounts to 4.4 percent of the total dollar value of all small business loans. In other words, just \$1 out of every \$23 is being loaned to women-owned or women-led small businesses.²⁵ Women have fared much better under the SBA's Microloan program, under which 56.3 percent of the microloans went to women-owned or women-led businesses in Fiscal Year 2013.²⁶ **In Washington state, women received 54.1 percent of SBA Microloans, a smaller percentage than they received nationally.**

Through the Small Business Jobs Act (Pub. L. 111-240), Congress increased the maximum SBA Microloan amount from \$35,000 to \$50,000, which has given women-owned businesses access to more credit to start and grow their businesses.

For women-owned businesses that are ready for a larger amount of capital beyond the SBA's Microloan Program, the Small

Business Jobs Act also created the Intermediary Lending Pilot Program. The Intermediary Lending Pilot Program was designed to close the gap between the SBA's Microloan Program and the 7(a) loan program by providing loans between \$50,000 and \$200,000. This program offers another product to make credit more affordable for women-owned businesses who might not qualify for conventional small business loans.

Specifically, through that law, the SBA also gained authority to waive all borrower fees on 7(a) loans of less than \$150,000, and created the Community Advantage Pilot Program, which provides entrepreneurs in underserved communities with loans of up to \$250,000 via “mission-focused” lenders.²⁷

Carrie Ferrence, Stockbox Neighborhood Grocery
Seattle, Washington

Stockbox is a neighborhood grocery founded in July 2011 with the goal of improving access to quality food in communities across the Seattle region. With the help of SBA-backed financing, the company has been able to open its first two stores. CEO and Co-Founder Carrie Ferrence on the difficulties of securing capital and how SBA financing has helped Stockbox expand:



“We received \$250,000 in SBA backed loans, which has helped us to open two community grocery stores that reach underserved communities in Seattle; hire 13 people; and support 27 local suppliers. This funding was absolutely crucial in enabling us to launch our business and open two new stores. As a start-up with little runway, other banks would not consider us for a loan because we couldn't offer multiple years of financials. We were able to secure these loans easily, quickly, and in a flexible way that reflected the challenges of starting a new business. It was also crucial in enabling us to leverage additional investment from private funders.”

At the same time as the SBA and its lending partners are working to broaden access to capital, the Consumer Financial Protection Bureau (CFPB) should be working to remedy the data shortfall by collecting new and improved small business lending data. Section 1071 of the Dodd-Frank Wall Street Reform and Consumer Protection Act (Pub. L. 111-203) amended the Equal Credit Opportunity Act to require lending institutions to collect and report data on loans to small, minority-owned, and women-owned businesses.

The law specifically stated that this data was necessary to allow government entities and other stakeholders to identify the business and community development needs of these firms. Unfortunately, the CFPB has not yet promulgated the rules and guidance necessary to implement Section 1071 and so the data is not yet being collected. According to an April 2014 *Fair Lending Report* by the CFPB, the “CFPB has begun to explore the issues our rulemaking will need to address.”²⁸ The CFPB needs to issue implementing regulations and undertake this data collection process.

Venture Capital: One Option for Growing Businesses

In addition to traditional bank financing, like male-owned firms, women-owned firms need access to venture and angel capital to grow their businesses.

In Washington state, venture capital investment accounted for \$1 billion in investment in local companies. In the first quarter of 2014, venture firms invested \$150 million.²⁹

Traditionally, venture capital invests minimally in women entrepreneurs. Out of the universe of women-owned and women-led firms, only 2 percent of women begin their business ventures with equity financing, and only 11 percent, whether start-up or established, earn venture capital backing.³⁰ According to the Center for Venture Research, in 2013, 23 percent of women-owned ventures pitched to U.S. angels, 19 percent of which secured capital.³¹ The total amount of venture funds that go to women-led companies is only 7 percent.³²

A 2012 study by Emory University observed that ventures with women on their founding teams are less likely to attract equity investment, despite the fact that they are considerably more likely to generate revenue than those with only men on the founding team.³³ This data shows women-owned firms do not receive their fair share of venture funding opportunities.

Part of this could be because there is a shortage of women in senior positions at venture firms, and the situation is getting worse: the number of female venture capitalists declined – from 14 percent in 2008 to 11 percent in 2011.³⁴ To that point, one woman investor recently said,

*We not only need more female VC's but we need more female entrepreneurs; they go hand in hand.*³⁵

In Washington state, women entrepreneurs are less likely to use investments from venture capital to grow businesses than their national counterparts - 0.23 percent in Washington state compared to 0.29 percent nationally. Similar to national trends, companies owned by men in Washington are twice as likely to receive venture investment compared to those owned by women.³⁶

Crowdfunding: Broadening the Investor Base

While women have historically had substantial challenges in accessing equity investment, crowdfunding can provide some opportunity for success. Through crowdfunding, an undefined large number of individuals invest a relatively small amount through the Internet and social networks. According to a report by TD Economics, the global crowdfunding market is estimated at between \$3 and \$5 billion, with North America and Europe accounting for 95 percent of the market.³⁷ Massolution, a research firm specializing in crowdsourcing, found that crowdfunding platforms raised \$2.7 billion and successfully funded more than 1 million campaigns in 2012 alone.³⁸

The Jumpstart Our Business Startups (JOBS) Act of 2012 (Pub. L. 112-106) authorized financing for entrepreneurs through crowdfunding by non-accredited investors and relaxed various securities registration requirements. While some of the implementing regulations have been issued by the Securities Exchange Commission, not all of the regulations are complete and further action is necessary to see the full effects of this law.

When fully implemented, the changes the JOBS Act brought to crowdfunding have the potential to greatly expand the investor base and allow women-owned companies to appeal to a wider investor audience, such as other women investors. For example, analysis from one crowdfunding source from 2009 to 2012 showed that women had a 69.5 percent success rate in crowdfunding versus a 61.4 percent success rate for men.³⁹

In Washington state, the state legislature recently passed a new law which allows for crowdfunding equity investment in Washington companies by other Washingtonians. The law allows companies in the state to raise up to \$1 million per year from residents of the state who are both accredited and non-accredited investors. Individuals can invest up to \$100,000, and are required to sign a statement indicating their understanding that the investment is high risk.⁴⁰ Washington state is currently creating a regulatory framework so that the program can begin.

Also notable, 40 percent of the funds from female investors were invested in projects by female entrepreneurs, while only 22.5 percent of the male investor funds went to female-led projects – leading to the conclusion that female entrepreneurs are more likely to attract female investors.⁴¹

Expanding the investor base will provide greater options for women entrepreneurs. This fact is highlighted by Diane Ringellman, founder of Indiegogo, an online crowdfunding website, who has said that woman-owned firms reached their crowdfunding capital goal 47 percent of the time – much greater than traditional equity financing attainment by women-owned firms.⁴²

Consider this story from a partner at an angel fund in the clean energy financing arena:

Women receive greater shares of crowdfunding as opposed to other venture investment options because of the types of industries that appeal to both women entrepreneurs and women investors, such as retail; the amount of investment sought through crowdfunding is often much lower than for other types of venture investment, giving women an opportunity to begin the investment process with less risk; and many women are intimidated by the “men’s club atmosphere” of angel networks and do not participate as a result.

Minority Women: Helping Drive Small Business Growth

Women of color are one of the fastest growing segments of the women-owned small business community.⁴³

In Washington state, based on 1972 data, companies owned by women of color numbered only 258. Of these firms, 44 had paid employees, and 221 people worked at these companies.

According to the most recent data available, there are 37,373 Asian-owned companies and 17,795 Hispanic-owned companies in Washington state. These firms represent more than three-quarters of all minority-owned firms in the State.⁴⁴ Typically, approximately 30 percent of small firms are woman-owned. Given this, we can project that the number of small firms owned by women of color is 21,440, an increase of 83

times that of 1972 numbers. More than 111,000 people in Washington state work for minority-owned firms and these companies have revenue of nearly \$24 million.⁴⁵ It has been projected that by 2050, the minority population will approach 25 percent in the state.⁴⁶

As our nation grows increasingly diverse, the contributions of women of color in the economy stand to grow further. And despite representing some of the fastest growing segments of the small business population, capital challenges exist for companies owned by women of color too. Almost half of all African American women business owners say that they have faced challenges when trying to obtain business financing.⁴⁷

Additionally, a review of studies on small business revealed that minority-owned businesses, when compared with similar non-minority-owned businesses, face greater difficulties in accessing loans from financial institutions, including having their loan applications rejected more often, receiving smaller loans, and experiencing higher borrowing costs.⁴⁸

Despite some segments of growth though, challenges exist. A 2010 survey of members of the National Association of Women Business Owners showed that 63 percent of female respondents were significantly less likely to use certain types of credit products, specifically lines of credit, financial leases, and equipment loans. However, they were significantly more likely to use business credit cards to finance their businesses: Altogether:

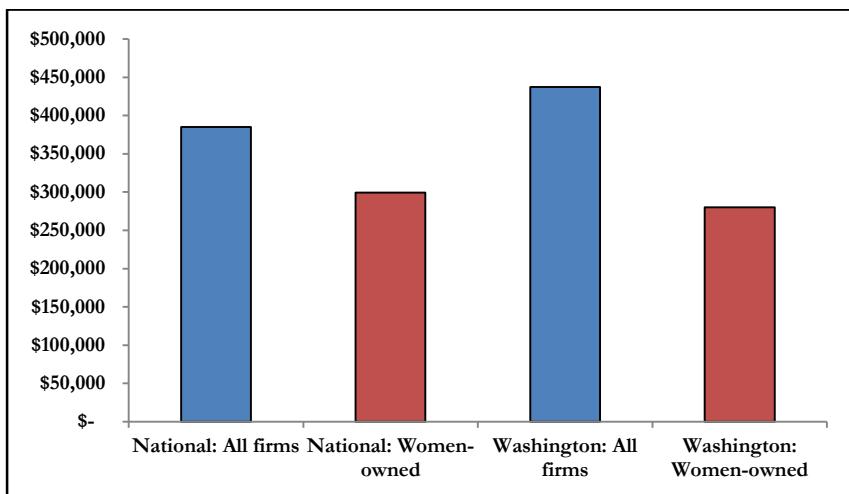
- 44 percent used private sources, such as personal savings, family, and friends;
- 37 percent used a business line of credit;
- 13 percent used a commercial or bank loan;
- 11 percent used a personal bank loan;
- 4 percent used a loan guaranteed by the Small Business Administration; and
- 2 percent used equity capital.⁴⁹

When it comes to assessing the capital needs of women-owned businesses, limited government data on small business credit – and virtually none that is gender-based – has hindered the development of effective public policy to support and provide adequate access to capital. The lack of data is as astounding as it is concerning. Most of the government data that is available comes from the 2003 Survey of Small Business Finances and the 2007 U.S. Census Survey of Business Owners. In both cases, data is woefully outdated – eleven and seven years old, respectively – and collected before the 2008 financial crisis and the ensuing changes in our credit markets.

Nonetheless, a limited sampling paints a stark reality for women-owned businesses:

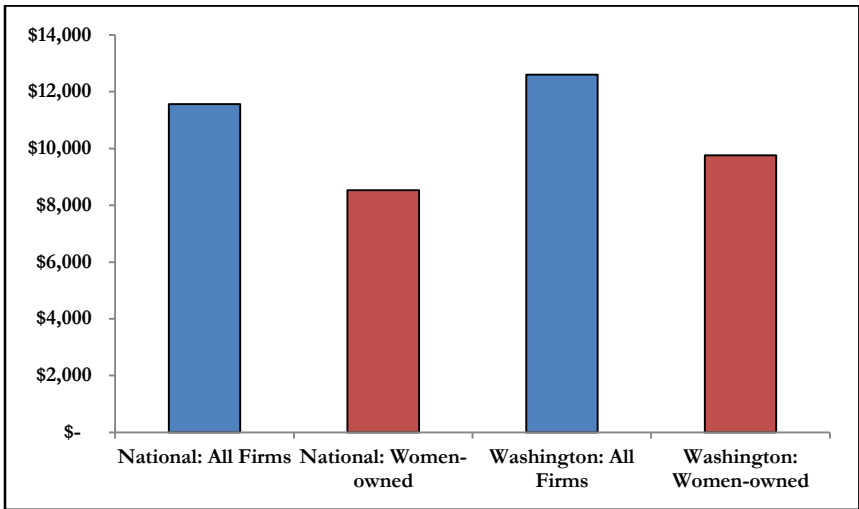
- Women account for just 16 percent of the total number of conventional small business loans – totaling just 4.4 percent of the total dollar value of all conventional small business loans, according to an estimate by the Urban Institute published in 2008.⁵⁰
- Women-owned businesses accounted for only 17 percent of the total number of SBA 7(a) loans approved in Fiscal Year 2013 – which in turn was just 13 percent of the total dollar value of those loans, according to SBA.⁵¹ **In Washington state, women received 16 percent of the number of 7(a) loans approved in Fiscal Year 2013, and only 10.2 percent of the dollars – lower than the national average.**
- The average size for 7(a) loans nationally in Fiscal Year 2013 was \$385,101, but for women-owned businesses, it was \$299,324 – or 22 percent less. **The national average is 37 percent more than women in Washington receive, where the average 7(a) loan size is \$280,084.**⁵²

7(a) Average Loan Size



- Women-owned businesses accounted for only 16 percent of the total number of SBA 504/CDC loans approved in Fiscal Year 2013 – which represented just 13.6 percent of the total dollar value of those loans, according to the SBA.⁵³ **In Washington state, women received 13.7 percent of the number of 504 loans, and 13.5 percent of the dollars – lower in numbers, but similar in dollars to the national data.**
- Women-owned businesses received 56 percent of the number of SBA Microloans issued in Fiscal Year 2013 but only 41.5 percent of the dollar value of all such loans. Further, the average size for SBA Microloans in Fiscal Year 2013 was \$11,569, but the average size received by women was \$8,530.⁵⁴ **In Washington state, women receive 54 percent of microloans, but only 41.9 percent of microloan dollars. The average size loan for women microloan borrowers was \$9,759, while the average loan size for men was \$15,964 – more than 63 percent greater.**

Microloan Average Loan Size



- The denial rate for white women-owned firms is twice the rate for white male-owned firms, according to the 2003 Survey of Small Business Finances.⁵⁵
- Women seeking first-year financing to get their companies off the ground receive about 80 percent less capital than their male counterparts, according to the Ewing Marion Kauffman Foundation.⁵⁶
- Even for established firms looking to expand, women are at a disadvantage: only 39 percent of women-owned firms had a bank loan compared to 52 percent of male-owned firms.⁵⁷
- Women are more likely to be turned down for loans or receive loans with less favorable terms than their male counterparts.⁵⁸

Additionally, in 2011, only 11 percent of capital-investment funds went to women entrepreneurs – 89 percent of capital investment went to male entrepreneurs – despite the fact that 20 percent of top entrepreneurs were women.⁵⁹

An important study issued in early 2014 raised even more concerns about the ability of women-owned firms to access important venture investment.⁶⁰ Controlling for business type, and using several different formats, the study used the industry standard for venture competitions – a 5 minute verbal pitch in which the entrepreneur narrates a series of slides providing an overview of the business plan to potential investors – and concluded that attractive men were “significantly more likely” to receive venture investment as opposed to females.

Finally, the millennial generation – representing more than 97 million people or 31.57 percent of the national population and 31.07 percent of the Washington state population⁶¹ – has expressed a high degree of interest in entrepreneurship, with 54 percent either wanting to or having already started a business. This interest is notably higher – 10 to 11 percent – among young people of color.⁶² Younger people with dreams of being their own boss – many of whom are women – have particular challenges with respect to high debt compared to income, primarily due to student loan obligations, which have reached record levels.⁶³ This has forced many younger people to delay their plans of business ownership due in large part to the higher levels of capital required to accommodate student loan debt that often results in loan application denials.

Critical Next Steps

The SBA Microloan Program and Intermediary Lending Program are well-suited to target women-owned borrowers who might not qualify for lending from a traditional financial institution.

As mentioned earlier in the report, the SBA Microloan Program has been a successful tool for women, and women-owned businesses receive 56 percent of microloans, a higher rate than many other types of loans.⁶⁴ Many lenders in the program also require borrowers to participate in specific training programs before receiving their loan. Combining loan and intensive training assistance is one of the SBA Microloan Program’s distinguishing features.

Similar to the SBA Microloan Program, the Intermediary Lending Program (ILP) allowed SBA to make loans of up to \$1 million to participating intermediary lenders, which then used the funds to make smaller loans of between \$50,000 and \$200,000 to startup, newly established, and growing small businesses.

Carla Cabiya, Kre-8-tive Kidz

Burien, Washington

A native of Puerto Rico, Carla Cabiya spent two years working for Head Start as a Bilingual Teaching Assistant. She loved working with kids and appreciated their excitement at learning new things. After talking with a friend and fellow childcare professional, Graciela Ruiz Aquino, Carla decided to open her own bilingual childcare center, Kre-8-tive Kidz.

Graciela agreed to become Kre-8-tive Kidz Director. She helped Carla locate a facility and secure licensing. Carla pursued the training required to become a full-time Lead Teacher. Their plan was to provide a curriculum that emphasizes English and Spanish. As enrollment increases, teachers fluent in Italian and Mandarin would be added. The next step was to find start-up capital.

As a new business, Carla was unable to secure traditional financing for Kre-8-tive Kidz. Then she was referred to Craft3, a CDFI. Craft3 provided Carla with financing for the equipment, leasehold improvements and working capital necessary to open Kre-8-tive Kidz. This loan was made possible through the SBA Intermediary Lending Pilot Program.



The SBA microloans and ILP loans are direct loans to intermediaries who then lend directly to the borrowers— and therefore differ from other SBA-backed lending guarantee programs such as the popular 7(a) working capital loan program in which private sector banks loan out their own deposits or funds and SBA pays the bank if the loan goes bad.

Modernizing and improving the SBA Microloan Program and reauthorizing the Intermediary Lending Program will help more women obtain the financing needed to start and grow a small business at the low end of the loan scale since women disproportionately receive loans through these programs. To do so, Congress should:

- Increase the maximum loan the SBA can make to a qualified micro-lending intermediary to allow high-performing lenders to make more loans;
- Eliminate restrictions and red-tape, which have been in place since the SBA Microloan Program was authorized in 1991, by modernizing technical assistance and formula funding requirements;
- Develop a credit-building initiative to help microloan borrowers develop a stronger credit history and open the door for more affordable financing in the future.
- Allow lenders to develop and offer more flexible lending terms to better suit the needs of borrowers;
- Reauthorize the Intermediary Lending Program, which serves a critical lending gap between \$50,000 and \$200,000, as a permanent program; and,
- Require the SBA Office of Capital Access to issue an annual report for all SBA lending programs broken down in detail with demographic data.

FEDERAL CONTRACTING FALLS SHORT

Findings

The federal procurement market is an area where annual contracting opportunities now total over \$450 billion. **In Washington state, companies received \$9.4 billion in government contracts in Fiscal Year 2013.** Historically, women business owners have had only peripheral access to these opportunities – often only through subcontracting.

In an attempt to change this, in 1994, Congress established a government-wide goal of awarding 5 percent of federal contract dollars to women-owned small businesses (WOSBs).⁶⁵ The intent of this goal was to encourage federal agencies to expand contracting opportunities for women-owned firms.

But that effort stumbled. From 1997 to 1999 – a period that saw a marked increase in the success of women-owned companies nationwide – contracts awarded to women decreased by a staggering 38 percent.⁶⁶ In 1999, the government achieved a paltry 2.47 percent – not even half the statutory goal.⁶⁷ **That same year, Washington state women-owned firms fared even worse, receiving slightly more than three quarters of one percent of government contracts.**

In response to this shortcoming, in 2000, Congress established the Women-Owned Small Business Federal Contract Program (“WOSB Procurement Program”) to facilitate increased contracting with women-owned small businesses in under-represented industries. Despite the efforts of women nationwide and their supporters in Congress, the implementation of this program was delayed for more than ten years.

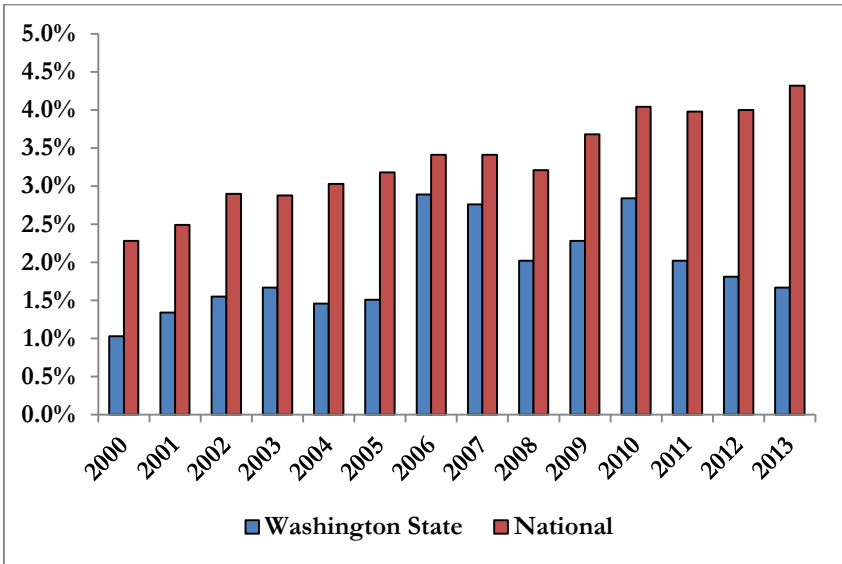
During this time, WOSBs received on average only 3.14 percent of federal contracting dollars - only slightly more than the low 2.47 percent that had given rise to the creation of the WOSB Procurement Program and well short of the 5 percent goal.⁶⁸ **In Washington state, WOSBs received an average of 1.94 percent. Had the 5 percent contracting goal been achieved over the course of the eleven years since enactment, this would have represented an additional \$63 billion in contract opportunities for WOSBs nationwide and \$1.7 billion in Washington state.**⁶⁹

In 2011, eleven years after the enactment of its authorizing legislation, the WOSB Procurement Program was finally implemented. As enacted, awards to women-owned small businesses under the program were capped at \$4 million (and at \$6.5 million for manufacturing contracts). These caps meant that contracting officers were unable to award the largest and most lucrative of government contracts to women entrepreneurs, and imposed a barrier that was not included in other small business procurement initiatives.

Due to advocacy of women business owners and Small Business Committee leadership in Congress, the barriers to federal contracting for women-owned businesses caused by the award caps were finally eliminated when the National Defense Authorization Act of 2013 was enacted. The change became effective with the publication of the SBA's implementing regulation.

The highest achievement towards the 5 percent women-owned small business goal to date has been 4.32 percent, in Fiscal Year 2013. **In Washington state, the highest percentage of women-owned contract achievement was 2.89 percent in Fiscal Year 2006. In Fiscal Year 2013, Washington state's achievement was 1.67 percent, the lowest since 2005.**

Women-Owned Small Business Goal Achievement



Failure to meet the congressionally set goal translates to an average annual loss of \$5.3 billion in awards to women-owned small businesses⁷⁰ – a gap the WOSB Procurement Program was intended to fill. **In Washington state, the average annual loss is about \$188 million.** Part of the problem is that the program is complicated and not well understood by the federal agencies charged with implementing it. Despite SBA efforts to educate women business owners and federal acquisition officers in federal agencies on the WOSB program, well below 1 percent of total federal award dollars have been awarded through the program.⁷¹

Another part of the problem is that the WOSB Procurement Program is not open to all industries represented by women, and that limitation has proven very controversial. Only 83 industries and 330 North American Industry Classification System (NAICS) codes are included in the program,⁷² out of more than 19,000.⁷³

The decade-long delay to implement the program centered on a disparity study, which SBA was required to conduct to determine those industries in which contracts could be set-aside for women-owned small businesses under the WOSB Procurement Program. The study, which was prepared by the RAND Corporation in 2007, identified industries in which women were deemed either “under-represented” or “substantially under-represented.”⁷⁴ Under direction of the SBA, the study used a narrow standard for what could be deemed as an underrepresented industry. In the Fiscal Year National Defense Authorization Act of 2013 (Pub. L. 112-239), Congress required the SBA to complete a new, broader study by 2018.⁷⁵

The unique limitations imposed by the disparity study on contracting with women-owned small businesses have only furthered the inequity in federal contracting, not remedied it. A new disparity study would help identify industries in which the program can be used or expanded. The following represent two notable examples:

- NAICS industry code 336413 for aircraft parts is currently not eligible for the WOSB Procurement Program. Contracts awarded in this industry accounted for more than \$10 billion annually in spending from Fiscal Year 2010 through Fiscal Year 2013. A new study, using newer and more complete data, might allow for women-owned small businesses to compete for these services through the WOSB Procurement Program; and
- NAICS industry code 541519 for computer programming services is currently only eligible to economically disadvantaged WOSBs. A new study might open this industry to all WOSBs.

One reason the agencies contracting with women-owned businesses have not hit their goals is that the WOSB Procurement Program remains the only major small business contracting program that does not have sole source authority. Sole source authority is an important tool used by agencies, which allows them to award sole source contracts up to a certain value (generally \$6.5 million for manufacturing contracts or \$4 million for all other contracts). The authority to award sole source contracts allows agencies to negotiate with a single contractor without being bound by traditional competition requirements.

This benefits agencies by allowing them to award small contracts more efficiently, and it benefits small contractors by removing certain administrative burdens that can be costly and can result in early elimination from consideration for award. Due to these advantages, 15 percent of small business awards are awarded through sole source contracts to other traditionally disadvantaged groups. The inability of agencies to utilize this tool to award small contracts to women-owned small businesses puts the WOSB Procurement Program and the women it seeks to assist at a disadvantage.

The WOSB Procurement Program faces challenges, with statutory and regulatory burdens that prevent its efficient use by agencies charged with meeting the women-owned small business contracting goal. That ineffective implementation is exacerbated by outdated industry classifications, created by the narrowly-focused disparity study, and a lack of sole source authority that makes using the program harder for federal contracting officers. These challenges for the program combine to place an undue burden on women attempting to contract with the federal government.

Critical Next Steps

Despite continued efforts to improve federal contracting opportunities for women-owned small businesses, the federal government has yet – since the goal was created – to reach its 5 percent contracting goal. To improve contracting procedures and finally achieve that goal – allowing access to more than \$500 billion in annual federal procurement opportunities – Congress should:

- Enact legislation to allow sole source contracts to be awarded to women-owned small businesses and economically disadvantaged women-owned small businesses through the WOSB Procurement Program. This will give contracting officers an additional tool by which to increase the participation of women-owned small business in the federal market, and it puts the WOSB Procurement Program on a more even footing with the other federal contracting programs designed to benefit certain historically disadvantaged socioeconomic classes of small businesses.
- Accelerate the due date for the updated disparity study, which SBA must conduct to determine those industries in which women-owned small businesses are underrepresented, from 2018 to 2015. This could potentially open hundreds of new contract opportunities within new industry NAICS codes to women-owned small businesses.

At the end of the day, women business owners should have the same tools that other small businesses have available to them. Providing women-owned firms with a sole source mechanism would ensure that contracting programs for all disadvantaged small businesses are treated more equally. **This reform could help women-owned businesses access an additional \$5.3 billion in federal contracts each year – including \$188 million in Washington state.**

Further, an outdated study of under-represented industries is the underpinning of the Women-Owned Small Business Federal Contract program and works against congressional efforts to diversify the government’s supply base, and possibly strengthen our national security, because women are only allowed contracting benefits in industries that have historically been closed to them. Rather than waiting until 2018 for the results of the new study of under-represented industries, women should have access to this information much more expeditiously, which will likely result in increased opportunities in many industries. By the time the new study is available in 2018, the data for the first study – still in effect until the new study results are released – will be nearly 15 years old.

Karen Say-Valadez, Saybr Contractors, Inc.
Tacoma, WA

Saybr Contractors, Inc. was created in 1997 as a full service general contractor specializing in commercial and industrial applications. CEO and President Karen Say-Valadez on the importance of sole source contracting through the Women-Owned Small Business Program:



“Sole source awards are significantly faster than standard contracting methods, which saves the agency labor costs. At the same time, it allows contractors to build capacity in negotiating contracts effectively and providing competitive pricing. By allowing much more open and frank discussions regarding project scope, pricing and “opening the books”, it ensures that the contractor is being cost competitive for the agency, while also allowing a reasonable profit for [the] contractor. It is a true win-win!”

BUSINESS COUNSELING: HANDCUFFED BY STATUTE

Findings

Created in 1988, the Women's Business Center (WBC) Program was originally a demonstration pilot program, enacted as a part of the broader Women's Business Ownership Act of 1988 (Pub. L. 100-533) to provide "financial, management, and marketing assistance" to women entrepreneurs.

Several years after the original demonstration pilot program was enacted, Congress reauthorized the demonstration projects through Fiscal Year 1997, under the Small Business Administration Reauthorization and Amendments Act of 1994 (Pub. L. 103-403). At that time, under the same Act, Congress established the Office of Women's Business Ownership within the SBA to be responsible for the administration of the program.

The program was ultimately made permanent by the Small Business Reauthorization Act of 1997 (Pub. L. 105-135) and was subsequently reauthorized and restructured into its current form by the Women's Business Centers Sustainability Act of 1999 (Pub. L. 106-165). The program has not been reauthorized since that time in spite of evidence that it is effective and a good return on the investment.

Today, the WBC program helps more than 100 nonprofit organizations across the country provide business training and counseling to approximately 134,000 female entrepreneurs and aspiring entrepreneurs, which includes women in underserved communities, each year.⁷⁶ It remains the only authorized business training and counseling program statutorily purposed to serve socially and economically disadvantaged women within SBA.⁷⁷

Currently, the WBC Program provides grants of up to \$150,000 to private, non-profit organizations, which must be matched with private funds. Initial grants are awarded for up to five years, consisting of a base period of 12 months and four 12-month option periods, contingent upon SBA approval and the center's demonstrated ability to match federal grant funds. Initial grants require a 50 percent match in the first two years of the grant for every federal dollar received and a 100 percent grant in the remaining three years.

Upon successful completion of the initial five-year grant period, WBCs may apply for continuing three-year renewal grants. Continued grant funding is subject to the availability of congressionally appropriated funding. The renewal grant requires a 100 percent match for all three years. In the wake of the economic downturn, many Women's Business Centers reported increasing difficulty in meeting their match requirements.

According to the SBA, in Fiscal Year 2013, each WBC served 1,300 entrepreneurs. SBA's Office of Entrepreneurial Development's 2013 Impact Study found that 80 percent of entrepreneurs who received WBC business training and counseling found it "useful or very useful," while more than 60 percent changed their management practices or strategies as a result of the assistance they received.⁷⁸

There is one long-standing Women's Business Center in Washington state – the Washington Women's Business Center at Community Capital Development in Seattle. This center counseled 322 clients and trained 1,219 clients in Fiscal Year 2013. In addition, the center helped 16 new businesses get started and assisted in the creation of 40 new jobs.

Two new WBCs in Washington state joined the program in Fiscal Year 2014: the Washington Center for Women in Business at Thurston County Economic Development Council located in Lacey; and the Women's Business Center, Inland

Northwest at SNAP Financial Access in Spokane. In the first three quarters of Fiscal Year 2014, the WBC in Lacey counseled 113 clients, trained 395 clients, helped 13 businesses get started, and assisted with the creation of 100 jobs. During this time, the WBC in Spokane counseled 123 clients, trained 128 clients, and helped start 18 new businesses and create 25 jobs.

In Fiscal Year 2013, WBCs helped clients access more than \$25 million in capital and open more than 630 businesses.⁷⁹ **The WBC in Seattle helped clients access \$394,873 in loans. During the first three quarters of Fiscal Year 2014, the newly established WBCs in Lacey and Spokane helped clients access \$160,000 and \$143,400 in loans respectively.**⁸⁰

Despite continuing examination and reauthorization by Congress between the passage of the Women's Business Ownership Act of 1988 and enactment of the Women's Business Centers Sustainability Act of 1999, for reasons unrelated to the merits of and support for the program, Congress has not reauthorized the program since 1999.

At that time, there were 81 centers in 47 states, the District of Columbia, Puerto Rico, and the Virgin Islands – and those centers were operating on statutory funding levels intended to support 45 existing centers, an average of 12 re-competing centers, and an average of 12 new centers per year. This has severely constrained funding options for Women's Business Centers, reducing the number of women entrepreneurs each can serve.

Most recently, the Small Business Jobs Act of 2010 (Pub. L. 111-240) gave the SBA the authority to waive or reduce an individual WBC's required match, on a yearly basis, for not more than a total of two Fiscal Years. In determining whether or not to grant a waiver, the SBA was required to consider the economic conditions affecting the WBC or intermediary, the impact that a waiver would have on the credibility of the WBC or intermediary, the ability of the WBC to raise non-federal funds, and the performance of the WBC or

intermediary. This authority provided key flexibility for Women's Business Centers which were temporarily struggling, but that authority expired at the end of Fiscal Year 2013.

Ilsa Spreiter, Psychotherapist
Seattle, WA

"The help and guidance I received from [the] WBC was pivotal in establishing a successful practice. Jennifer not only provided me the essential business and marketing advice, but she also provided an open, engaged and understanding ear. Her guidance and support helped create the space for me to get in touch with and stay accountable to my vision, message and plan. I will forever be grateful for her presence in the life of my practice."



The WBC program is long overdue for modernization to reduce red tape and maximize its resources to help more women start and grow businesses. It is operating on laws written more than ten years ago, without any updates. Providing additional financial resources for the program, requiring rules for administering the program to be promulgated and published, giving the SBA the ability to make individual determinations about a Women's Business Center's match-requirements and modernizing performance measures, among other changes, would allow the program to operate more efficiently and give the Centers the tools they need to better serve our nation's women entrepreneurs.

Critical Next Steps

Operating under the same statutory funding level for over a decade has limited the Women's Business Center program's ability to keep up with the demands of existing and new women entrepreneurs seeking business training, counseling, and networking programs. That need is exacerbated for socially and economically disadvantaged women entrepreneurs, for whom the Women's Business Center may have even more value.

Therefore, to remedy systemic problems related to the Women's Business Center program, Congress should:

- Increase Women's Business Center program funding and increase grant award ceilings, which will allow centers to receive more funding – in turn enabling them to offer more services to a greater number of women entrepreneurs in socially and economically disadvantaged communities;
- Better measure the program's effectiveness, thereby increasing accountability, by designing a scientific performance survey that measures outcomes; and
- Increase flexibility for Women's Business Centers in determining the match requirements, based on demonstrated success, need, and location.

PRIVATE AND NONPROFIT EFFORTS

Supporting women business owners is a joint public and private effort. Together, they attempt to close the gaps in data available, and address the barriers that women-owned small business owners still face today.

In the last decade, new information and training programs have focused on women's entrepreneurship and serve to complement the federal efforts outlined earlier in this report. Corporate initiatives such as the Women Impacting Public Policy's (WIPP) and American Express OPEN's collaborations on *GiveMe5* and *ChallengeHER* are aimed at educating women on how to access federal contracts. The SBA co-sponsors the *ChallengeHER* program.

Other corporate initiatives include American Express OPEN's *CEO Bootcamp* for women, as well as organizations like Nely Galán's *Adelante Movement*, *The Eva Longoria Foundation* that makes microloans to Latina entrepreneurs, and the *Tory Burch Foundation* that supports and mentors women entrepreneurs through affordable loans, mentoring programs and entrepreneurial education.

The private sector is also helping to slowly improve access to credit. Companies such as OnDeck Capital and Accion, in conjunction with the Association for Enterprise Opportunity, are developing new lending platforms which hold the promise of transforming the deployment of capital to women-owned businesses.

Similarly, foundations such as the Citi Foundation concentrate on supporting financial capacity and asset building, while businesses like Sam's Club are deploying micro capital by empowering Women's Business Centers to become microlenders.

These private efforts are an important complement to federal programs. In fact, these private programs emerged due in part to the demonstrated success of the federal microloan programs. Many of the intermediary organizations that learned how to provide microloans working with the Department of the Treasury and/or the SBA are now engaging private businesses to expand their capacity. The federal foundation is a critical complement to the continuing success of nonprofit and private programs.

CONCLUSION

There are steps the federal government can take to foster women’s business growth both nationally and in Washington state. This report does not recommend any new programs but instead recommends strengthening and streamlining existing programs to foster an environment in which women-owned businesses can succeed.

The report’s recommendations focus on three areas:

- access to capital;
- access to federal contracts; and
- access to business training and counseling.

Women entrepreneurs are a critical element in growing and transforming the 21st Century American economy. As women-owned and women-led businesses continue to increase their impact, it is more important than ever that public and private sector efforts to support their growth are focused on critical areas of need. While many succeed, women still must overcome certain barriers their male counterparts do not. **Notably, the report shows that women-owned small businesses in Washington state face a larger gender gap than women nationwide in access to capital and federal contracting.**

The report provides a blueprint for how Congress, the Administration, and the nonprofit and private sectors can tackle the issues of access to capital, access to federal markets, and access to effective business training and counseling. It is vital that these proposals be deemed an important and worthwhile investment to the American economy.

We need to empower women to break the glass ceiling in order to enable even more women to succeed through the 21st Century – growing the U.S. economy and creating more American jobs.

ENDNOTES

- ¹ The data for venture capital investments broken down by specific amounts received by each gender in each state is not available.
- ² National Women's Business Council, "Women-Owned Businesses" Fact Sheet, <http://www.nwbc.gov/facts/women-owned-businesses>
- ³ U.S. Census Bureau, "1987 Economic Census: Women-Owned Businesses," U.S. Department of Commerce, Issued August 1990
- ⁴ American Express OPEN, "The 2013 State of Women-Owned Business Report: A Summary of Important Trends, 1997-2013," Issued March 2013
- ⁵ U.S. Census Bureau, "1987 Economic Census: Women-Owned Businesses," U.S. Department of Commerce, Issued August 1990
- ⁶ American Express OPEN, "The 2013 State of Women-Owned Business Report: A Summary of Important Trends, 1997-2013," Issued March 2013
- ⁷ U.S. Census Bureau, "Women-Owned Businesses 1972," U.S. Department of Commerce, Issued March 1976
- ⁸ American Express OPEN, "The 2014 State of Women-Owned Business Report: A Summary of Important Trends, 1997-2014," Issued March 2014
- ⁹ Center for Women's Business Research (now known as The Global Initiative for Women's Entrepreneurial Research), "The Economic Impact of Women-Owned Businesses in the United States," Issued October 2009
- ¹⁰ U.S. Census Bureau, "Women-Owned Businesses 1972," U.S. Department of Commerce, Issued March 1976
- ¹¹ Ibid.
- ¹² Association for Enterprise Opportunity, "Bigger Than You Think," Issued November 2013, <http://www.aeworks.org/pdf/Bigger%20Than%20You%20Think%20-%20The%20Economic%20Impact%20of%20Microbusiness%20in%20the%20United%20States.pdf>; Insight Center for Development, "The Economic Impact of U.S. Microbusinesses," April 2013
- ¹³ Ibid.
- ¹⁴ U.S. Census Bureau, "Women-Owned Businesses 1972," U.S. Department of Commerce, Issued March 1976
- ¹⁵ Ritter, D., "Do We Still Need the Equal Credit Opportunity Act?," Federal Reserve Bank of Philadelphia, September 2012
- ¹⁶ Ladd, H., "Equal Credit Opportunity: Women and Mortgage Credit," *The American Economic Review*, Vol. 72, No. 2, May 1982
- ¹⁷ Ritter, D., "Do We Still Need the Equal Credit Opportunity Act?," Federal Reserve Bank of Philadelphia, September 2012
- ¹⁸ Ladd, H., "Equal Credit Opportunity: Women and Mortgage Credit," *The American Economic Review*, Vol. 72, No. 2, May 1982
- ¹⁹ Rohner, R., "Equal Credit Opportunity Act," *The Business Lawyer*, Vol. 34, No. 3, April 1979
- ²⁰ Ladd, H., "Equal Credit Opportunity: Women and Mortgage Credit," *The American Economic Review*, Vol. 72, No. 2, May 1982
- ²¹ National Women's History Museum, "From Ideas to Independence: A Century of Entrepreneurial Women," <http://entrepreneurs.nwhm.org/#/introduction/1>
- ²² Ibid.
- ²³ U.S. Census Bureau, "1992 Economic Census: Women-Owned Businesses," U.S. Department of Commerce, Issued January 1996, <http://www2.census.gov/econ/sbo/92/wb92-1.pdf>
- ²⁴ SBA Administrator Maria Contreras-Sweet Speech, "Entrepreneurial Equality: New Tools for a More Inclusive SBA," June 10, 2014, <http://www.sba.gov/content/entrepreneurial-equality-new-tools-more-inclusive-sba>
- ²⁵ Analysis of data in Urban Institute, "Competitive Opportunity Gap Analysis," Issued January 2008, http://www.urban.org/UploadedPDF/411596_504_gap_analysis.pdf, and SBA data
-

²⁶ Data provided by the SBA

²⁷ Small Business Jobs Act of 2010 (Pub. L. 111-240), http://www.sba.gov/about-sba/sba_initiatives/small_business_jobs_act_of_2010

²⁸ Consumer Financial Protection Bureau, “Fair lending report of the Consumer Financial Protection Bureau,” Issued April 2014, http://files.consumerfinance.gov/f/201404_cfpb_report_fair-lending.pdf

²⁹ C. Garnick, “Venture-capital investment numbers up in state,” Seattle Times, January 22, 2014, citing Dow Jones VentureSource Report; and S. Becker, “Venture Capital Investments Up Nationally But Down in Washington State,” citing Venture Capital Activity Report by CB Insights

³⁰ Dow Jones & Company, Dow Jones VentureSource Global VC Report 2Q, 2009

³¹ Jeffrey Sohl, “The Angel Investor Market in 2013: A Return to Seed Investing,” Center for Venture Research, Issued April 30, 2014, <http://paulcollege.unh.edu/sites/paulcollege.unh.edu/files/2013%20Analysis%20Report%20FINAL.pdf>

³² Brush, C., Carter, N., Greenwood, E., Greene, P., Hart, M., “Gatekeepers of Venture Growth: A Diana Project Report on the Role and Participation of Women in the Venture Capital Industry,” Issued 2004

³³ Roberts, P., Peters, S., Lall, S., “The Impact of Entrepreneurship Database Program: 2013 Year-End Data Summary,” Issued January 2014, http://goizueta.emory.edu/faculty/socialenterprise/documents/2013_End_Summary_Final_Final.pdf

³⁴ Slade, H., “We Need More Women in Venture Capital’ Say Female Midas Listers,” Forbes Magazine, March 26, 2014

³⁵ Ibid.

³⁶ Data provided by the National Women’s Business Council

³⁷ TD Economics, “Crowdfunding: A Kick Starter for Startups,” January 29, 2014

³⁸ Crowdsourcing.org, “2013CF-The Crowdfunding Industry Report,” Issued April 2013, <http://www.crowdsourcing.org/editorial/crowdfunding-market-grew-81-in-2012-finds-massolution-industry-report/25049>

³⁹ Marom, D., Robb, A., Sade, O., “Gender Dynamics in Crowdfunding: Evidence on Entrepreneurs, Investors, and Deals from Kickstarter”

⁴⁰ Wallin, J., “An Inside View of the Washington State Equity Crowdfunding Law,” Crowdfund Insider, May 6, 2014, <http://www.crowdfundinsider.com/2014/05/37645-inside-view-washington-state-equity-crowdfunding-law/>

⁴¹ Marom, D., Robb, A., Sade, O., “Gender Dynamics in Crowdfunding: Evidence on Entrepreneurs, Investors, and Deals from Kickstarter”

⁴² McAdams, A., “Crowdfunding Continues to Break Barriers,” P2B Investor, April 10, 2014, <https://p2bi.com/women-and-crowdfunding-continues-break-barriers/>

⁴³ Center for American Progress, “How Women of Color Are Driving Entrepreneurship,” Issued June 10, 2014, <http://cdn.americanprogress.org/wp-content/uploads/2014/06/WoC-entrepreneurship-brief.pdf>

⁴⁴ U.S. Census Bureau, “2007 Survey of Business Owners” U.S. Department of Commerce

⁴⁵ Ibid.

⁴⁶ Minority Business Development Agency, “The Emerging Minority Marketplace, Minority Population Growth: 1995 to 2050,” U.S. Department of Commerce, Issued September 1999, <http://www.mbda.gov/sites/default/files/MinorityPopulationGrowth1995to2050.pdf>

⁴⁷ National Association of Women Business Owners, “Access to Capital,” http://nawbo.org/content_10354.cfm

⁴⁸ Bates, T., Robb, A., “Analysis of Small-Business Viability in Urban Minority Communities, Issued January 13, 2013, http://papers.ssrn.com/sol3/papers.cfm?abstract_id=1989448

⁴⁹ National Association of Women Business Owners, “NAWBO 2010 Issues Survey,” Issued January 2010, <http://nawbo.org/imageuploads/NAWBO2010IssuesSurveyResults.pdf>. Note: Respondents could check multiple survey responses, so figures do not add up to 100 percent.

⁵⁰ The Urban Institute, “Competitive Opportunity Gap Analysis,” Issued 2008, http://www.urban.org/UploadedPDF/411596_504_gap_analysis.pdf

- ⁵¹ Data provided by the SBA, <http://www.sba.gov/sites/default/files/aboutsbaarticle/SBA%207a%20and%20504%20Gross%20Loan%20Approval%20Volume%20as%2009-30-13.pdf>
- ⁵² Data provided by the SBA
- ⁵³ Data provided by the SBA, <http://www.sba.gov/sites/default/files/aboutsbaarticle/SBA%207a%20and%20504%20Gross%20Loan%20Approval%20Volume%20as%2009-30-13.pdf>
- ⁵⁴ Data provided by the SBA; see also Dilger, R., “Small Business Administration Microloan Program,” Congressional Research Service, Issued April 2, 2014
- ⁵⁵ Asiedu, E., Freeman, J., Nti-Addae, A., “Access to Credit by Small Businesses: How Relevant Are Race, Ethnicity, and Gender?” *American Economic Review*: Vol. 102 No. 3, May 2012, <http://www.aeaweb.org/articles.php?doi=10.1257/aer.102.3.532>
- ⁵⁶ Isele, E., “The Paradox of Women Business Owners,” *Forbes*, June 18, 2013, <http://www.forbes.com/sites/nextavenue/2013/06/18/the-paradox-of-women-business-owners/>
- ⁵⁷ National Association of Women Business Owners, “Access to Capital,” http://nawbo.org/content_10354.cfm
- ⁵⁸ Economics and Statistics Administration, “Women-Owned Businesses in the 21st Century,” U.S. Department of Commerce, Issued October 2010, http://www.dol.gov/wb/media/Women-Owned_Businesses_in_The_21st_Century.pdf
- ⁵⁹ Lennon, T., “Benchmarking Women’s Leadership in the United States,” Colorado Women’s College, University of Denver, Issued 2012, <http://www.womenscollege.edu.edu/media/documents/BenchmarkingWomensLeadershipintheUS.pdf>
- ⁶⁰ Brooks, A., Huang, L., Kearney, S., Murray, F., “Investors Prefer Entrepreneurial Ventures Pitched by Attractive Men,” *Proceedings of the National Academy of Sciences*, Issued March 2014, <http://www.pnas.org/content/early/2014/03/06/1321202111.abstract>
- ⁶¹ Strauss, W., Howe N., “Millennials Rising: The Next Great Generation,” (2000); U.S. Census Bureau, “Annual Estimates of the Resident Population by Single Year of Age and Sex for the United States: April 1, 2010 to July 1, 2013,” Washington State and National
- ⁶² Kauffman Foundation, “2011 Young Invincibles Policy Brief,” Issued November 2011, http://www.kauffman.org/~media/kauffman_org/research%20reports%20and%20covers/2011/11/millennials_study.pdf
- ⁶³ Ayres, S., “Promoting Entrepreneurship Among Millennials,” Center for American Progress, November 19, 2013, <http://cdn.americanprogress.org/wp-content/uploads/2013/11/Jobs4Millennials.pdf>
- ⁶⁴ The Urban Institute, “Competitive Opportunity Gap Analysis,” Issued January 2008, http://www.urban.org/UploadedPDF/411596_504_gap_analysis.pdf
- ⁶⁵ Federal Acquisition Streamlining Act of 1994 (Pub. L. 103-355), Sec. 7106
- ⁶⁶ H.R. Rep. No 106-879, at 2 (2000)
- ⁶⁷ *Ibid.*
- ⁶⁸ *Ibid.*; data analysis from the Federal Procurement Data System
- ⁶⁹ From 2000-2010, WOSBs received approximately \$118 billion in contracts with the federal government. Over that same period, the federal government awarded \$4.24 trillion. Data comes from Bloomberg Government and the Federal Procurement Data System
- ⁷⁰ Analysis of data from Bloomberg Government and the Federal Procurement Data System covering Fiscal Years 2000 through 2013
- ⁷¹ As of July 17, 2014 approximately \$237 million has been awarded through the WOSB Procurement Program since its inception in 2011. In that time, the government has awarded approximately \$1.74 trillion in contracts.
- ⁷² Small Business Administration, “WOSB-EDWOSB NAICS Codes,” http://www.sba.gov/sites/default/files/files/2012_WOSB_EDWOSB_NAICS_Codes.pdf
- ⁷³ U.S. Census Bureau, “2012 NAICS Index File,” U.S. Department of Commerce, http://www.census.gov/eos/www/naics/2012NAICS/2012_NAICS_Index_File.xls

⁷⁴ Reardon, E., Nicosia, N., Moore, N., “The Utilization of Women-Owned Small Businesses in Federal Contracting,” Kauffman-RAND Institute for Entrepreneurship Public Policy, Issued 2007, http://www.rand.org/pubs/technical_reports/TR442

⁷⁵ National Defense Authorization Act for Fiscal Year 2013 (Pub. L. 112-239), Sec. 1697(b)

⁷⁶ Association of Women’s Business Centers, “Women’s Business Centers: Effectively Growing Entrepreneurship,” Issued March 2014, http://www.awbc.org/wp-content/uploads/2014/06/Women_s_Business_Centers_Effectiveness_2014_Factsheet_Revised_3_26_14.pdf

⁷⁷ Dilger, R., “Small Business Management and Technical Assistance Training Programs (R41352),” Congressional Research Service, January 24, 2014

⁷⁸ Concentrance Consulting Group, Inc., “Impact Study of Entrepreneurial Dynamics: Office of Entrepreneurial Development Resource Partners’ Face-to-Face Counseling,” Issued September 2013, http://www.sba.gov/sites/default/files/files/OED_ImpactReport_09302013_Final.pdf

⁷⁹ SBA, “FY 2015 Congressional Budget Justification”; SBA, “FY 2013 Annual Performance Report”

⁸⁰ Data provided by the SBA